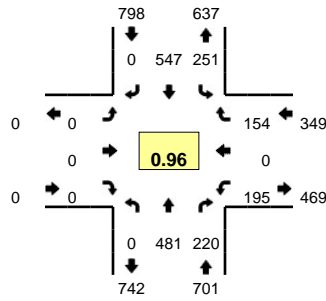
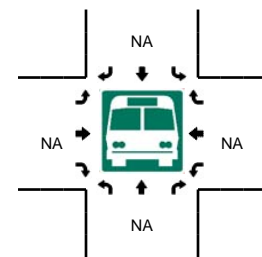

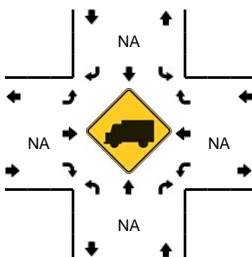
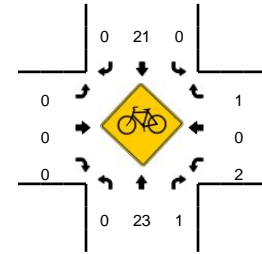
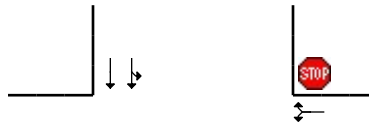
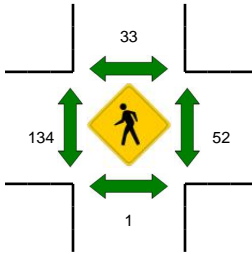
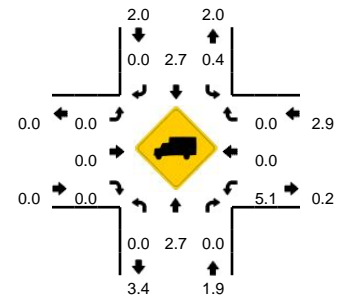


LOCATION: Grand Ave -- Mandana Blvd
CITY/STATE: Oakland, CA

QC JOB #: 13350914
DATE: Tue, Apr 28 2015



Peak-Hour: 5:00 PM -- 6:00 PM
Peak 15-Min: 5:35 PM -- 5:50 PM



5-Min Count Period Beginning At	Grand Ave (Northbound)				Grand Ave (Southbound)				Mandana Blvd (Eastbound)				Mandana Blvd (Westbound)				Total	Hourly Totals
	Left	Thru	Right	U	Left	Thru	Right	U	Left	Thru	Right	U	Left	Thru	Right	U		
4:00 PM	0	43	12	0	20	33	0	0	0	0	0	0	10	0	6	0	124	
4:05 PM	0	33	10	1	10	38	0	0	0	0	0	0	11	0	9	0	112	
4:10 PM	0	32	7	0	12	40	0	0	0	0	0	0	13	0	11	0	115	
4:15 PM	0	31	10	0	22	47	0	1	0	0	0	0	9	0	11	0	131	
4:20 PM	0	32	15	0	16	45	0	2	0	0	0	0	11	0	6	0	127	
4:25 PM	0	38	24	1	18	39	0	0	0	0	0	0	11	0	12	0	143	
4:30 PM	0	36	7	0	19	48	0	0	0	0	0	0	18	0	7	0	135	
4:35 PM	0	38	15	0	16	48	0	0	0	0	0	0	22	0	16	0	155	
4:40 PM	0	36	16	0	20	47	0	0	0	0	0	0	12	0	8	0	139	
4:45 PM	0	41	13	0	21	44	0	0	0	0	0	0	10	0	14	0	143	
4:50 PM	0	37	16	0	17	50	0	1	0	0	0	0	12	0	11	0	144	
4:55 PM	0	42	20	0	15	42	0	0	0	0	0	0	11	0	12	0	142	1610
5:00 PM	0	29	15	0	16	47	0	0	0	0	0	0	12	0	16	0	135	1621
5:05 PM	0	47	19	0	21	51	0	1	0	0	0	0	17	0	11	0	167	1676
5:10 PM	0	27	18	0	25	53	0	0	0	0	0	0	20	0	10	0	153	1714
5:15 PM	0	46	19	0	19	39	0	0	0	0	0	0	17	0	12	0	152	1735
5:20 PM	0	42	15	0	24	56	0	0	0	0	0	0	17	0	11	0	165	1773
5:25 PM	0	54	21	0	19	34	0	0	0	0	0	0	16	0	12	0	156	1786
5:30 PM	0	34	21	0	21	36	0	0	0	0	0	0	17	0	14	0	143	1794
5:35 PM	0	30	22	0	31	41	0	0	0	0	0	0	17	0	10	0	151	1790
5:40 PM	0	42	19	0	22	63	0	0	0	0	0	0	11	0	16	0	173	1824
5:45 PM	0	48	18	0	15	45	0	0	0	0	0	0	22	0	11	0	159	1840
5:50 PM	0	44	16	0	17	45	0	1	0	0	0	0	11	0	15	0	149	1845
5:55 PM	0	38	17	0	19	37	0	0	0	0	0	0	18	0	16	0	145	1848
Peak 15-Min Flowrates	Northbound				Southbound				Eastbound				Westbound				Total	
	Left	Thru	Right	U	Left	Thru	Right	U	Left	Thru	Right	U	Left	Thru	Right	U		
All Vehicles	0	480	236	0	272	596	0	0	0	0	0	0	200	0	148	0	1932	
Heavy Trucks	0	12	0		0	8	0		0	0	0		4	0	0		24	
Pedestrians		0				36				164				40			240	
Bicycles	0	5	0		0	4	0		0	0	0		0	0	0		9	
Railroad																		
Stopped Buses																		

Comments: